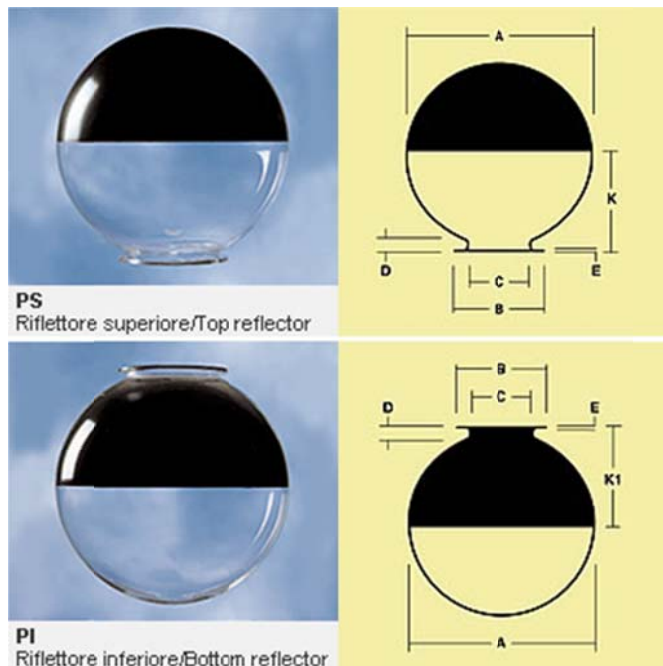


LCS PMMA Globes



Technical information

Material:
Polymethylmethacrylate - Acrylic (**PMMA**)



Dimensions

























LCS PMMA Globes	A	B	C	D	E	K-K1
G200	200	100	72	14	4	100
G250	250	119	89	15	4	125
G300	300	139	109	15	4	148
G350	350	159	130	15	4	170
G400	400	178	149	15	4	192
G450	450	198	169	15	4	217
G500	500	218	188	15	4	240
G600	600	272	242	17	5	284

Colors



Accessories
















LCS PMMA Globes	Galleries	Galleries	Compact Brackets	Brackets	Cowls	Louvrestack	Ballast box	Suspension/Surface Adaptor for Globes and Shapes Ø300
G200	 0200/B.PCN	 0201/B.PCN	 BR200.PCN	 BR2025.PCN	 0200/C.PCN			
G250	 0250/B.PCN	 0251/B.PCN	 BR250.PCN	 BR2025.PCN BR3040.PCN	 0250/C.PCN	 RC2530*	 SC250.PCN	

G300	 0300/B.PCN	 0301/B.PCN	 BR300.PCN	 BR2025.PCN BR3040.PCN	 0300/C.PCN	 RC2530* RC3040*	 SC300.PCN	 PLAF/SOSP FORME Ø300**
G350	 0350/B.PCN			 BR3040.PCN	 0350/C.PCN			
G400	 0400/B.PCN	 0401/B.PCN		 BR3040.PCN	 0400/C.PCN	 RC2530* RC3040*		
G450	 0450/B.PCN			 BR3040.PCN	 0450/C.AL			
G500	 0500/B.PCN			 BR3040.PCN	 0500/C.AL			
G600	 0600/B.PCN				 0600/C.AL			

* inverted louvres available upon request

** available only for PI version

Hermetic accessories

LCS PMMA Globes	Galleries with gasket	Brackets	Cowl	Refractor	Louvres
G400	 4055/B-60.PCN 4055/B-76.PCN	 BR3040.PCN	 4045/C.PCN	 RCS4055.PMI-HT*	 4045/L.AL*
G450	 4055/B-60.PCN 4055/B-76.PCN	 BR3040.PCN	 4045/C.PCN 4555/C.PCN	 RCS4055.PMI-HT*	 4045/L.AL* 4555/L.AL*
G500	 4055/B-60.PCN 4055/B-76.PCN	 BR3040.PCN	 4555/C.PCN	 RCS4055.PMI-HT*	 4555/L.AL*

* inverted louvres available upon request

Packing

LCS PMMA Globes	PCS/CARTON	DIM cm.	VOL m3	NET g	GROSS g
G200	2	21x21x43	0.019	420	970
G250	2	27x27x52	0.038	700	1460
G300	2	32x32x62	0.064	1040	2040
G350	2	36x36x71	0.092	1840	3040
G400	2	41x41x79	0.133	1880	3330
G450	2	46x46x89	0.189	3400	4300
G500	2	51x51x100	0.260	4150	6600
G600					