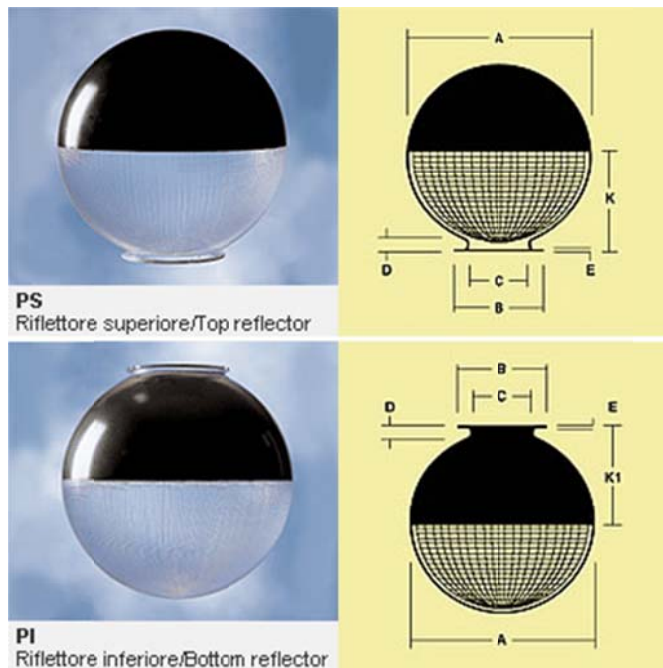


## LCS PMMA Prismatic Globes



### Technical information

**Material:**  
Polymethylmethacrylate - Acrylic (**PMMA**)



### Dimensions

LCS PMMA Prismatic Globes	A	B	C	D	E	K-K1
G250	250	119	89	15	4	125
G300	300	139	109	15	4	148
G400	400	178	149	15	4	192
G500/161*	500	-	-	-	-	240

\* fornito solo senza collo

### Colors

Grigio Scuro Dark Grey	Grigio Scuro RAL 9006 Dark Grey RAL 9006











### Accessories

LCS PMMA Prismatic Globes	Galleries	Galleries	Compact Brackets	Brackets	Cowls	Louvrestack	Ballast box	Suspension/Surface Adaptor for Globes and Shapes Ø300
G250	 0250/B.PCN	 0251/B.PCN	 BR250.PCN	 BR2025.PCN BR3040.PCN	 0250/C.PCN	 RC2530*	 SC250.PCN	
G300	 0300/B.PCN	 0301/B.PCN	 BR300.PCN	 BR2025.PCN BR3040.PCN	 0300/C.PCN	 RC2530* RC3040*	 SC300.PCN	 PLAF/SOSP FORME Ø300**
G400	 0400/B.PCN	 0401/B.PCN		 BR3040.PCN	 0400/C.PCN	 RC2530* RC3040*		

\* inverted louvres available upon request

\*\* available only for PI version

## Hermetic accessories

LCS PMMA Prismatic Globes	Galleries with gasket	Brackets	Cowl	Refractor	Louvres
G400	 4055/B-60.PCN 4055/B-76.PCN	 BR3040.PCN	 4045/C.PCN	 RCS4055.PMI-HT*	 4045/L.AL*
G500/161	 4055/B-60.PCN 4055/B-76.PCN	 BR3040.PCN	 4555/C.PCN	 RCS4055.PMI-HT*	 4555/L.AL*

\* inverted louvres available upon request

## Packing

LCS PMMA Prismatic Globes	PCS/CARTON	DIM cm.	VOL m3	NET g	GROSS g
G250	2	27x27x52	0.038	880	1460
G300	2	32x32x62	0.064	1400	2040
G400	2	41x41x79	0.133	2600	4050
G500/161	2	51x51x100	0.260	4460	6910